

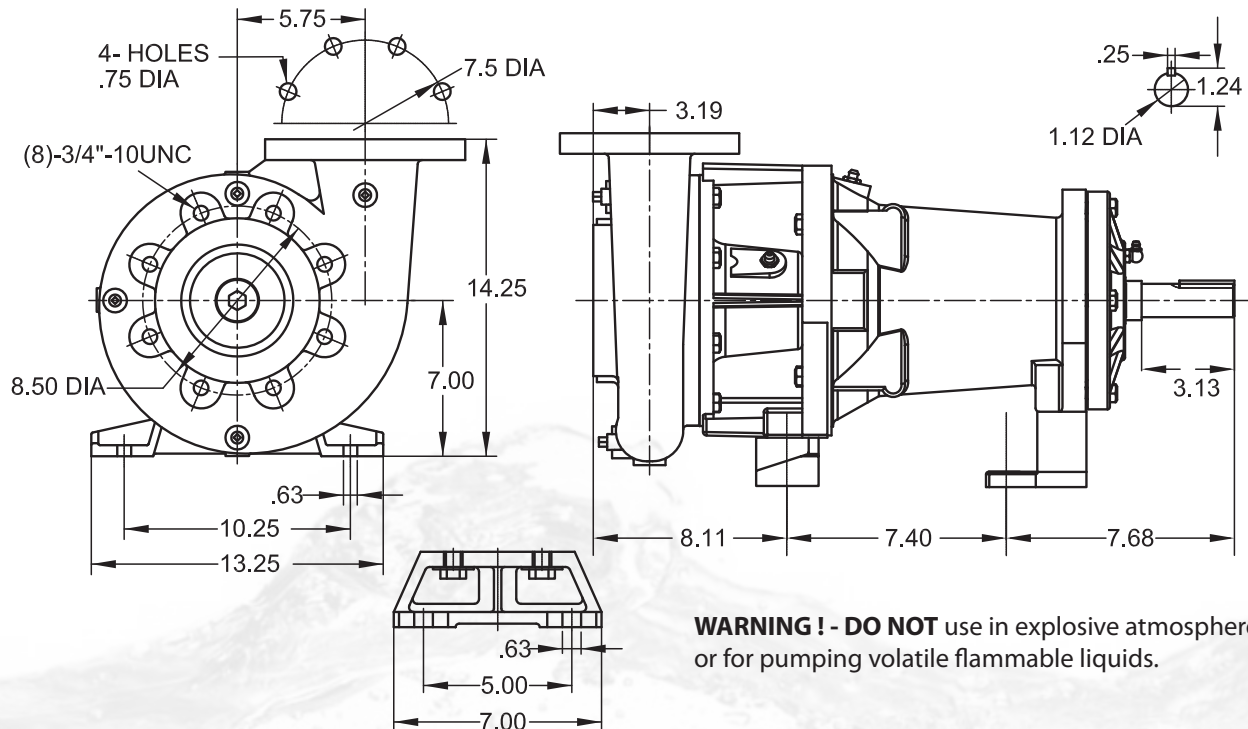
Model: PF4050CU9

Features:

Suitable for general industrial use such as liquid transfer or as booster pumps.

- **DISCHARGE:** 4" 125 lb. ANSI Flange, Discharge can be placed in 4 different locations depending on piping requirements
- **SUCTION:** 5" 125 lb. ANSI Flange
- **LIQUID TEMPERATURE:** 225°F Continuous
- **CASING:** Cast Iron, ASTM A48, Back Pull-Out design, with removing Suction & Discharge Piping
- **CASING WEAR RING:** Bronze C95200
- **CASE WORKING PRESSURE:** 175 PSI
- **MOTOR BRACKET:** Cast iron ASTM A48
- **POWER FRAME:** Cast iron ASTM A48
- **SHAFT:** Stainless Steel AISI420
- **SHAFT SLEEVE:** Bronze C95200
- **PAINT:** Air dry enamel
- **HARDWARE:** Steel
- **SEAL:** Mechanical, Carbon/Ni-Resist/Buna-N
- **IMPELLER:** Enclosed Type, Dynamically Balanced, ISO G6.3, Maximum spheres .69", Bronze C95200
- **BEARING - PUMP END:** Single row, ball, Grease lubricated
- **BEARING - DRIVE END:** Single Row, Ball, Grease lubricated
- **WEIGHT:** 270 lbs.
- **WARRANTY:** 1 year

 **WARNING: CANCER AND REPRODUCTIVE HARM-**
WWW.P65WARNINGS.CA.GOV



WARNING ! - DO NOT use in explosive atmosphere or for pumping volatile flammable liquids.



End Suction - CU9
5" Suction x
4" Discharge
Universal Drive



Power-Flo Pumps & Systems

a Power-Flo Technologies company

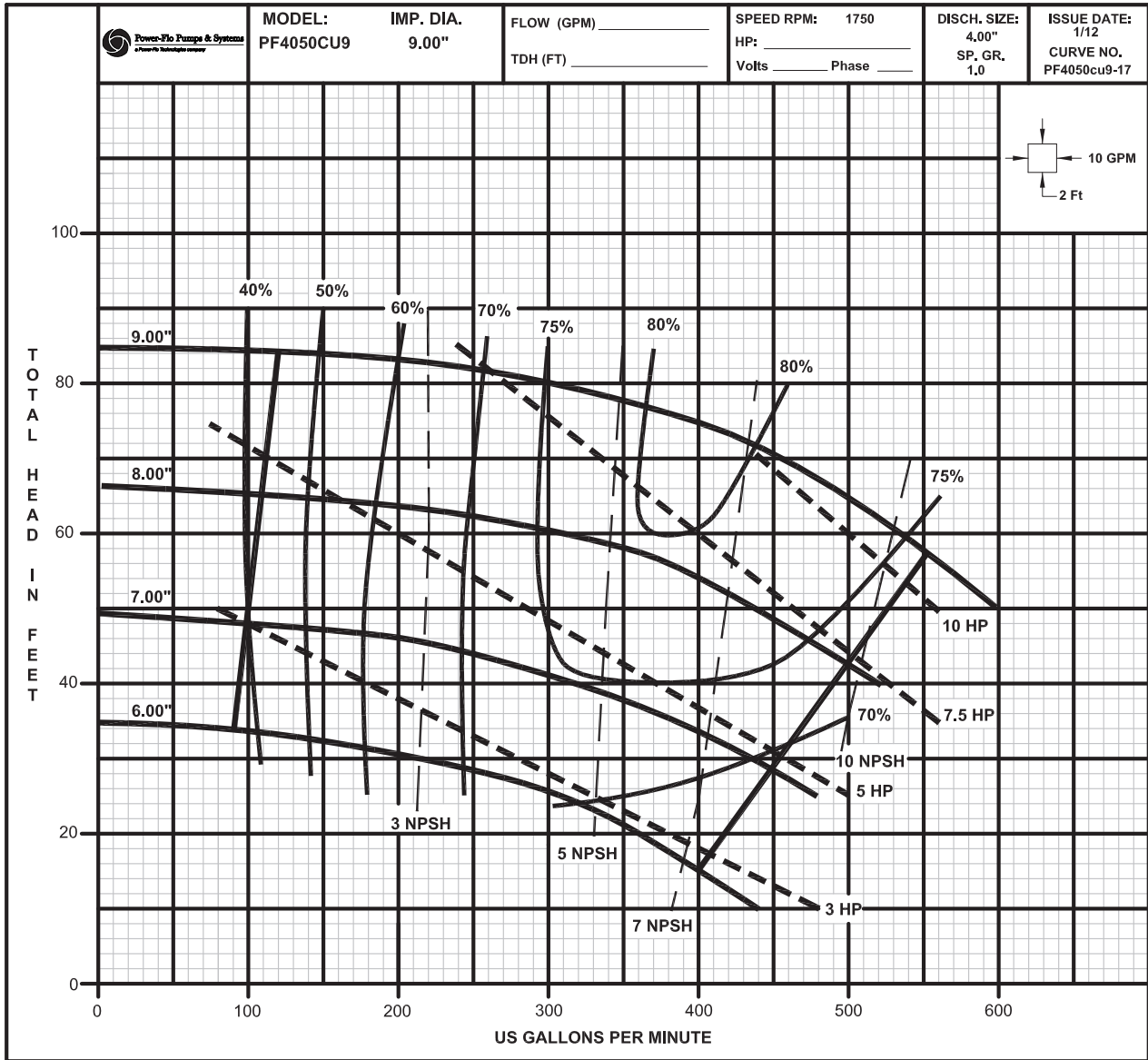
877-24PUMPS • fax: 516-812-6897 • www.powerflopumps.com

End Suction Centrifugal Pumps - 4" x 5" - Universal Drive

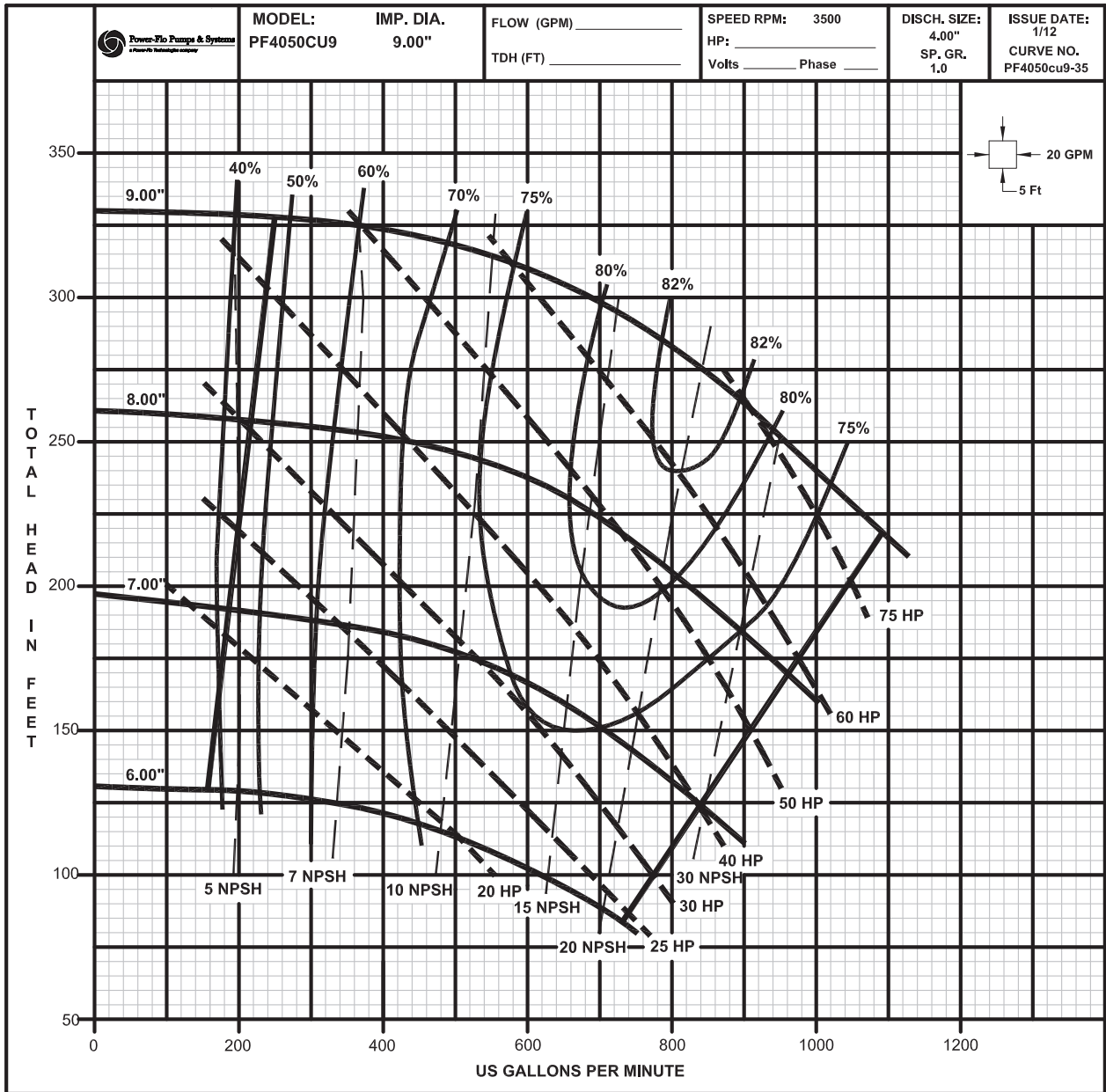
Sect.
ES
Page
17
Rev.
02/2021

Model: PF4050CU9 - Various Impeller Diameters at 1750RPM

End Suction Centrifugal Pumps - 4" x 5" - Universal Drive



Model: PF4050CU9 - Various Impeller Diameters at 3500RPM



End Suction Centrifugal Pumps - 4" x 5" - Universal Drive



Power-Flo Pumps & Systems

a Power-Flo Technologies company

877-24PUMPS • fax: 516-812-6897 • www.powerflopumps.com

Sect. ES
Page 19
Rev.

02/2021